
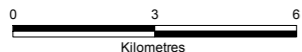
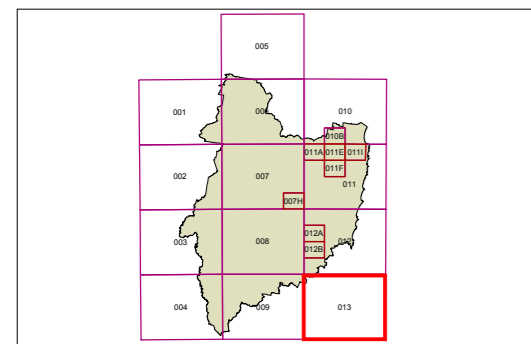


Minimum Lot Size (sq m)

R	750
U	1000
W	4000
X	5000
Y	1.5ha
Z1	3ha
Z2	4ha
AA1	6ha
AA2	9ha
AB1	10ha
AB2	15ha
AB3	35ha
AB4	40ha
AD1	100ha
AD2	150ha
AE	200ha

Cadastre

 Cadastre 01/05/2018
 © Land and Property Information (LPI)



Projection: GDA 1994
 MGA Zone 56
 Scale 1:160,000 @ A3

