


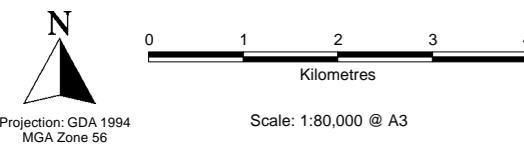
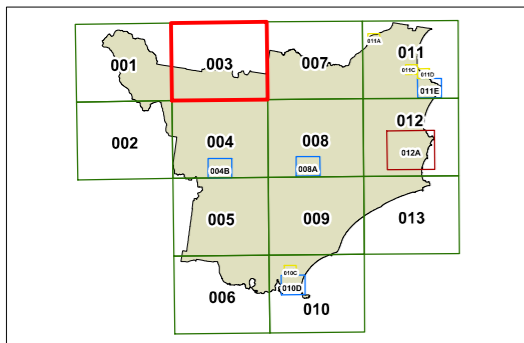
Lot Size Map - Sheet LSZ_003

Minimum Lot Size (sq m)

| | |
|-----|--------|
| G | 450 |
| I | 500 |
| Q | 700 |
| U | 1000 |
| W | 3000 |
| X | 5000 |
| Y | 10000 |
| Z1 | 25000 |
| Z2 | 30000 |
| AA | 50000 |
| AB1 | 100000 |
| AB2 | 400000 |

Cadastral

 Cadastral 04/07/2013
 © NSW Land and Property Information



Projection: GDA 1994
MGA Zone 56

