


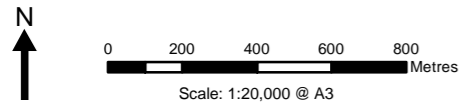
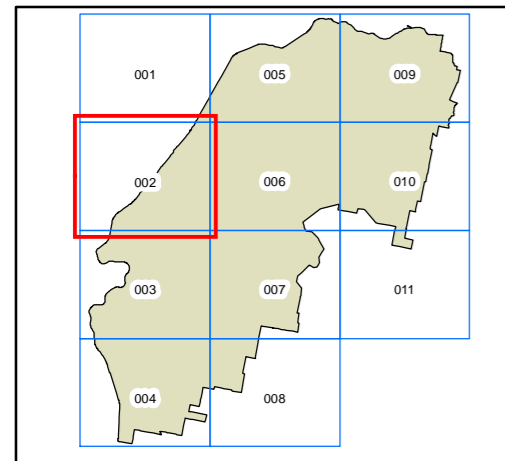
Lot Size Map - Sheet LSZ_002

Minimum Lot Size (sqm)

D	330
M	600
S	800
U1	1000
U2	1500
V	2000
W1	3000
W2	4000
X	8000
Y	15000
Z1	20000 (2ha)
Z2	30000 (3ha)
Z3	40000 (4ha)
AA1	50000 (5ha)
AA2	60000 (6ha)
AB1	100000 (10ha)
AB2	150000 (15ha)
AB3	200000 (20ha)
AB4	250000 (25ha)
AB5	400000 (40ha)
AC	800000 (80ha)

Cadastre

 Cadastre 28/02/2019 © Spatial Services



Projection: GDA 1994
MGA Zone 55

