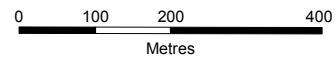
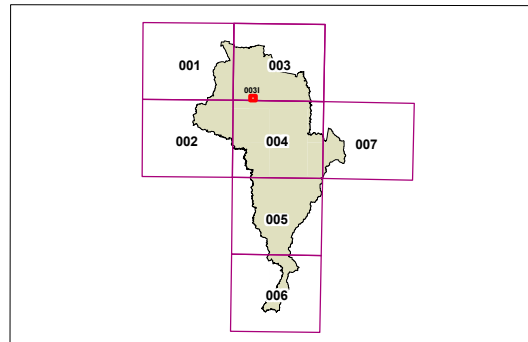
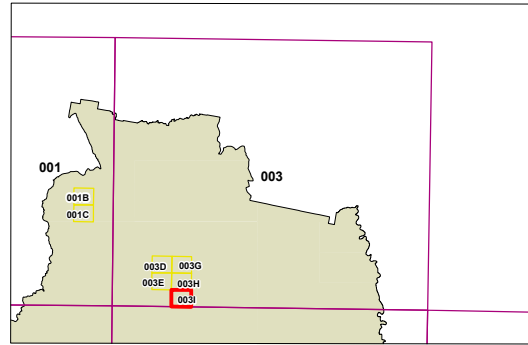


**Minimum lot Size (sq m)**

C	250
G	450
W	4000
Y	1 ha
Z1	2 ha
Z2	4 ha
AA1	6 ha
AA2	8 ha
AB	40 ha
AD	160 ha

**Cadastre**

□ Cadastre 10/05/2004, © Land & Property Information (LPI)



Scale: 1:10,000 @ A3

Projection: GDA 1994  
Zone 55

