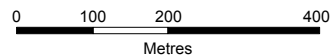
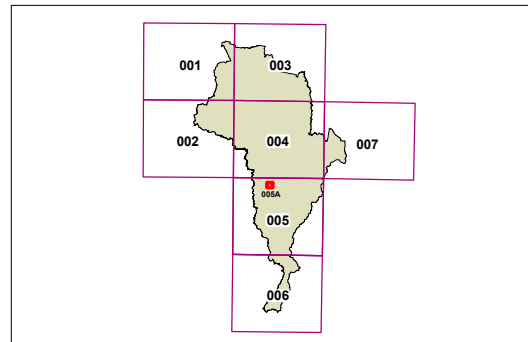
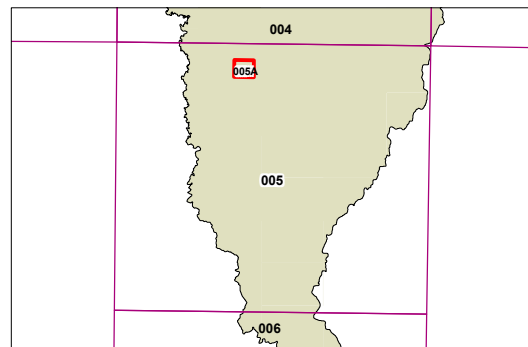


**Minimum lot size (sq m)**

- C 250
- G 450
- W 4,000
- Y 1ha
- Z1 2ha
- Z2 4ha
- AB 40ha
- AD 160ha

**Cadastre**

Cadastre 10/05/2004, © Land & Property Information



Scale: 1:10,000 @ A3

Projection: GDA 1994  
Zone 55

