

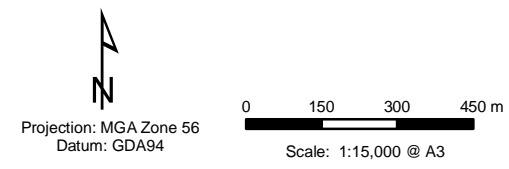
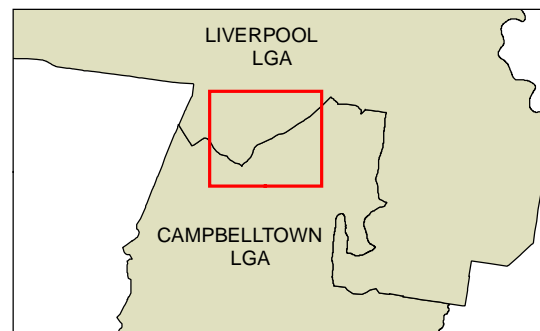


State Environmental Planning
Policy (Major Development) 2005
Edmondson Park South
Land Application Map

Sheet LAP_001

-  Subject Land
- Cadastre**
-  Cadastre 14/12/2010 © NSW LPMA



Map Identification Number:
SEPP_MD_EDP_LAP_001_20101216

